


HAMMER UNIONS

Connections and Unions



SPM® manufactures a quality line of high-pressure integral union connections in a broad range of configurations and sizes from 1" through 4" and in pressure ratings to 20,000 psi NSCWP*. Manufactured from high strength alloy steel forgings, SPM® integrals feature a lightweight design not found in competitors' products. All SPM® integral union connections are subjected to controlled heat-treat processes.




ELBOW




TEE



WYE



CROSS



**45 AND 90
DEGREE
LATERALS**



Size	Fig. 1002 10,000 psi*	Fig. 1502 15,000 psi*	Fig. 1502 10,000 psi* H2S	Fig. 2202 15,000 psi* H2S	All Female (Thread)	All Male (Wing)	Combination Styles and Sizes
1"		x			x	x	x
1 1/2"		x		x	x	x	x
2"		x	x	x	x	x	x
3"		x	x	x	x	x	x
4"	x	x	x		x	x	x

*Non-Shock Cold Working Pressure